


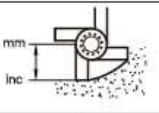








Model	A	B	C					
	cm	cm	cm	cm	A mm	B mm	V m/s	HP
TL85	84.5	97.6	82.2	85	60	365	5.4	23
TL95		107.6		95				
TL105		117.6		105				
TL115		127.6		115				
TL125		137.6		125				
TL135		147.6		135				

Model								
	mm	in	N	N	PTO	CAT	Kg	Hp
TL85	107	4.2	5	20	540	I	155	12-28
TL95			5	20			170	
TL105			6	24			185	
TL115			6	24			200	
TL125			7	28			220	
TL135			7	28			235	